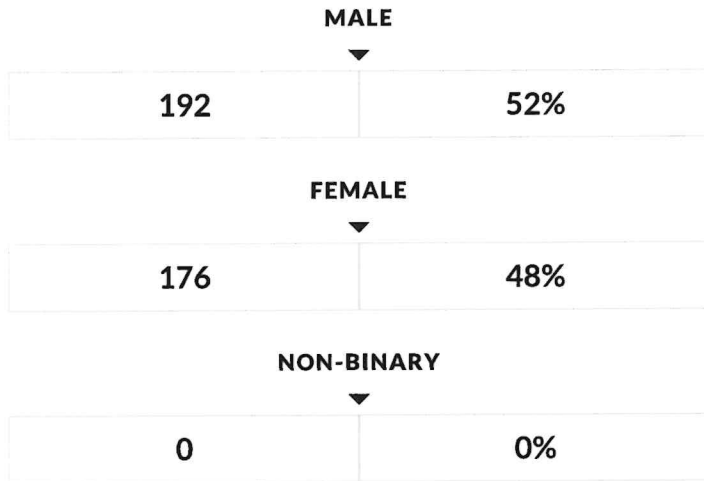


This report provides enrollment counts for schools and districts by various demographic groups for the 2022 - 23 school year. These enrollment data are collected as part of NYSED's Student Information Repository System (SIRS). These counts are as of "BEDS Day" which is typically the first Wednesday in October. For nonpublic school enrollment data please see the Non-Public School Enrollment and Staff information on our Information and Reporting Services webpage.

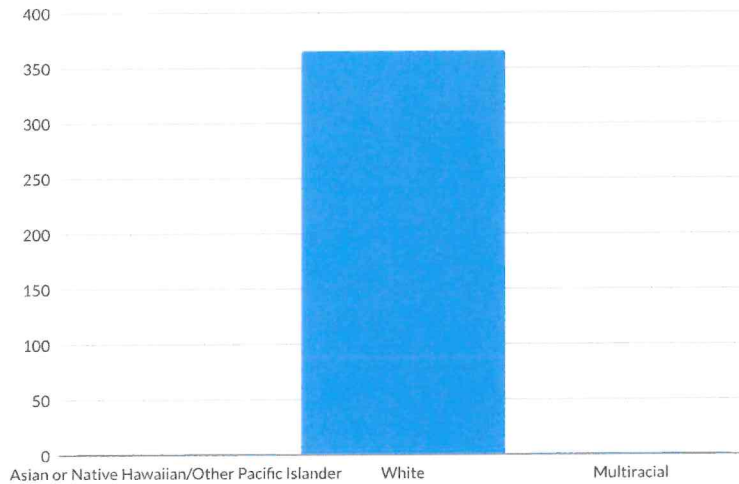
BOQUET VALLEY CSD ENROLLMENT (2022 - 23)

K-12 Enrollment: 368

ENROLLMENT I



ENROLLMENT BY ETHNICITY



ASIAN OR NATIVE HAWAIIAN/OTHER PACIFIC ISLANDER



WHITE



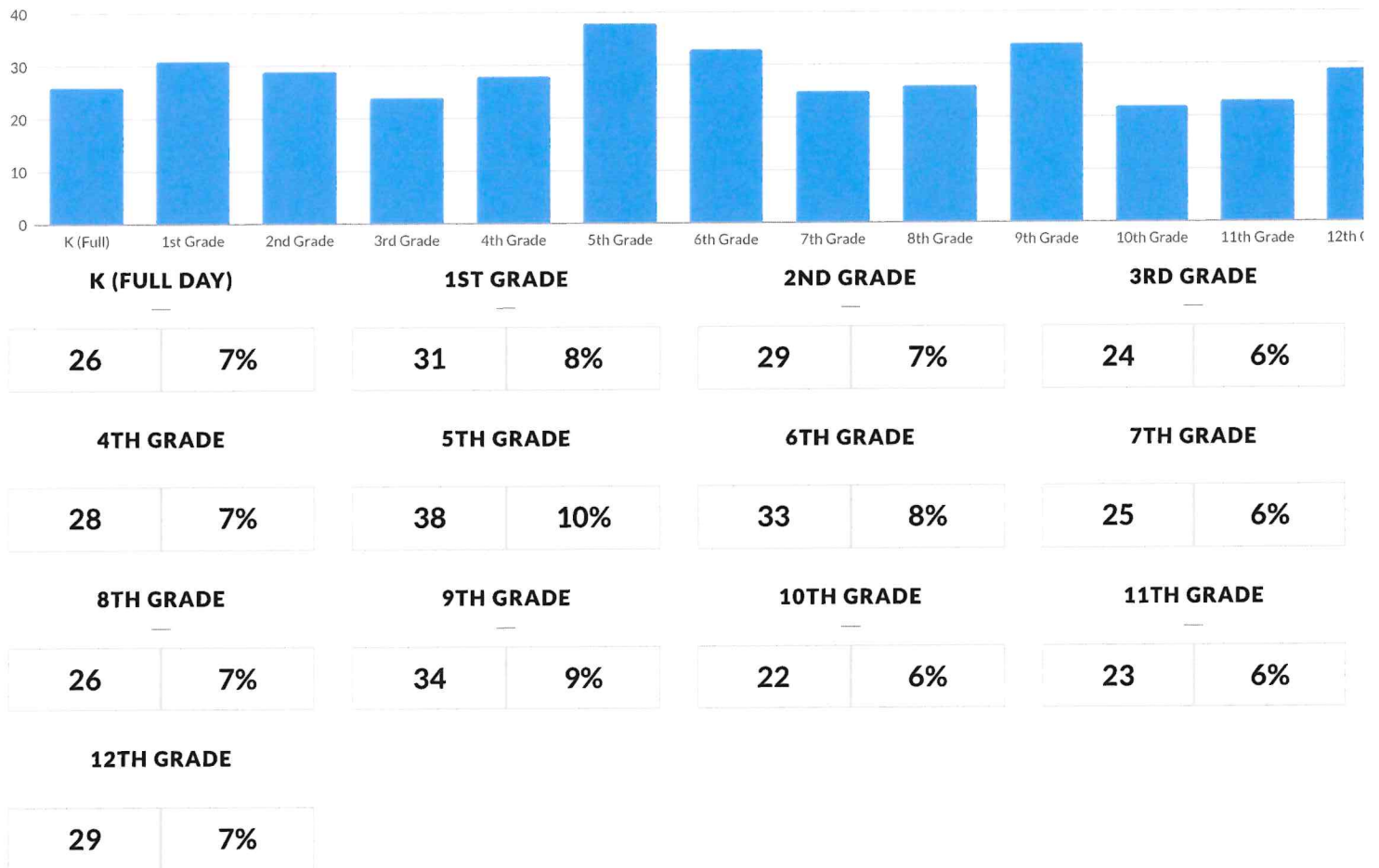
MULTIRACIAL



OTHER GROUPS

ENGLISH LANGUAGE LEARNERS		STUDENTS WITH DISABILITIES		ECONOMICALLY DISADVANTAGED	
—	—	70	19%	212	58%
MIGRANT		HOMELESS		FOSTER CARE	
—	—	—	—	—	—
PARENT IN ARMED FORCES					
—					

ENROLLMENT BY GRADE



© COPYRIGHT NEW YORK STATE EDUCATION DEPARTMENT, ALL RIGHTS RESERVED.

THIS DOCUMENT WAS CREATED ON: APRIL 25, 2024, 11:04 AM EST