



# BOQUET VALLEY

CENTRAL SCHOOL DISTRICT

---

## *Regular BOE Meeting*

January 9th  
2024-25



# CEWW BOCES

- Dr. Mark Davey
- Dr. Matthew Slattery
- [presentation](#)

# Student Services Department Report

2024-2025

# Overview

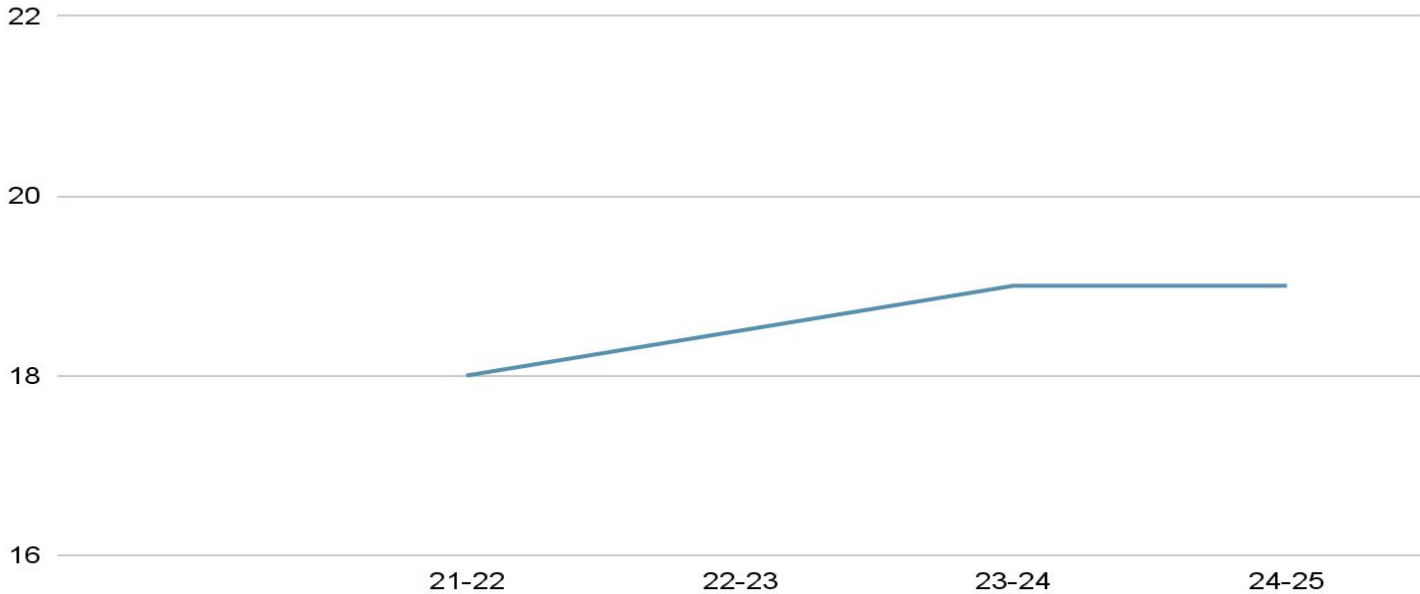
The Student Services Department oversees a variety of programs and supports designed to meet the diverse needs of all students. This includes managing 504 Plans, Individualized Education Programs (IEPs), and preschool special education (CPSE), as well as ensuring compliance with state and federal regulations, providing accommodations, and supporting student success across academic, social, and emotional domains.

# Overview of Student Programs

- **Pre-K Enrollment:** 29 students participating in early education programs designed to build foundational skills.
- **504 Plans:** 24 students receiving accommodations to support access to the general education curriculum.
- **Individualized Education Programs (IEPs):** 75 students receiving specialized instruction and services tailored to their unique needs.
- **CPSE (Preschool Special Education):** 5 students engaged in early intervention services to support developmental milestones and readiness for school.

# K-12 Classification Rate

Classification Rate



# Participation in NYSED Indicator 8 Initiative

## What is Indicator 8?

- Part of NYSED's Special Education Performance Plan.
- Measures parental involvement to improve services and outcomes for students with disabilities.
- Focuses on school engagement with parents in the special education process.

## Our Participation:

- Working to enhance parent involvement, improve communication, and implement data-driven improvements.

## Goal:

Strengthen parent-school partnerships to support better outcomes for students with disabilities.

# Preparing for Annual Reviews

## What is an Annual Review?

- A yearly meeting required for every student with an IEP (Individualized Education Program).
- Purpose: To review the student's progress, update goals, and make necessary adjustments to services or supports.
- Ensures the IEP continues to meet the student's needs and complies with state and federal requirements.



# Preparing for Annual Review Continued...

## **Our Preparation:**

- Reviewing student progress data.
- Collaborating with teachers, service providers, and families.
- Ensuring all documentation is accurate, complete, and ready for discussion.

## **Goal:**

To ensure each student's IEP is tailored to their current needs and supports their success in the coming year.

# Superintendent Report

- Grants Update
- Facilities Committee 2.0 Update
- State of the District
- Budget Meetings





# Grants Update

**UPK:** No updates at this time. Final enrollment numbers and allocation amounts due soon.

**ESSA (Title I, II, IV):** Submitted and Approved; Recently met with CVES to talk about carry-over amounts. Will be used to cover reading interventionists salary and more professional development on the Amplify reading program.

**IDEA 611 & 619:** Submitted and Approved; Recently met with CVES to talk about carry-over amounts. Will be used to cover a special education teacher salary and additional supplies.

**ESD:** Mid-Year Report due January 31, Session 4 under way, Freshman Class Brilliant Pathways Trip scheduled.



# Facilities Committee 2.0

- Next Meeting 1/23
- 5:30 at LVC
- Meeting notes, presentation, and recording is on our website

**BOQUET VALLEY**

CENTRAL SCHOOL DISTRICT



---

**STATE OF THE DISTRICT**

2025


# STATE OF THE DISTRICT 2024

- Demographics
- Staffing
- Facilities
- Academics
- Graduation Rate
- Strengths
- Areas in Need of Improvement
- Summary



# STATE OF THE DISTRICT 2025:DEMOGRAPHICS

Total Students: 397  
Gender: Male: 50% Female:49% Non Binary: 1%  
Ethnicity: Caucasian: 96% Other 4%  
Special Education: 24%  
FRPL Eligible: 37%



# STATE OF THE DISTRICT 2025:STAFFING

Administration:	6
Instructional Staff:	69
Non-Instructional Staff:	38
BOCES/NERIC Staffing:	8
Staffing Vacancies:	4

**121**  
**EMPLOYEES**

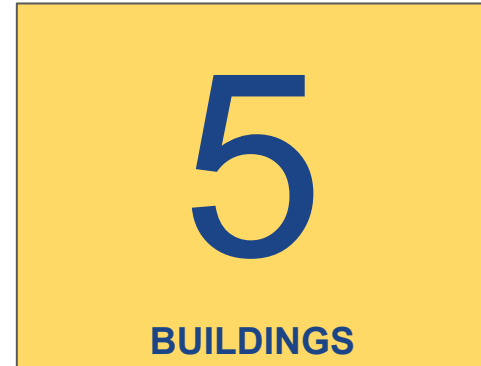




# STATE OF THE DISTRICT 2025:FACILITIES

- Lake View Campus
  - Main Building
  - ~~Bus Garage~~ Storage Building
  - Storage Garage
- Mountain View Campus
  - Main Building
  - Bus Garage

Facilities have had a Building Conditions Survey completed in 2024 as per NYS Regulations. LVC Roof is nearing completion. LVC heating system, MVC Bus Garage, MVC boilers.




# STATE OF THE DISTRICT 2025:ACADEMICS

## PROFICIENCY RATE ELA 3-8 TESTING 2023-24

	<u>Proficiency</u>	<u>Participation</u>
Grade 3:	36%	100%
Grade 4:	61%	96%
Grade 5:	23%	97%
Grade 6:	30%	97%
Grade 7:	45%	94%
Grade 8:	63%	92%
Total:	41%	96%

38%

PROFICIENCY



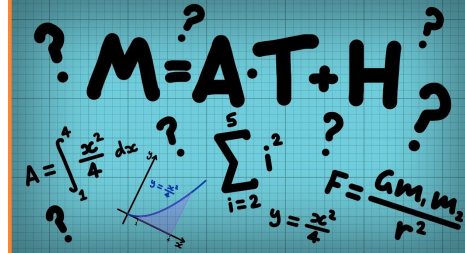
# STATE OF THE DISTRICT 2025:ACADEMICS

## PROFICIENCY RATE MATH 3-8 TESTING 2023-24

	<u>Proficiency</u>	<u>Participation</u>
Grade 3:	50%	100%
Grade 4:	57%	96%
Grade 5:	29%	97%
Grade 6:	31%	95%
Grade 7:	41%	94%
Grade 8:	33%	92%
Total:	39%	

39%

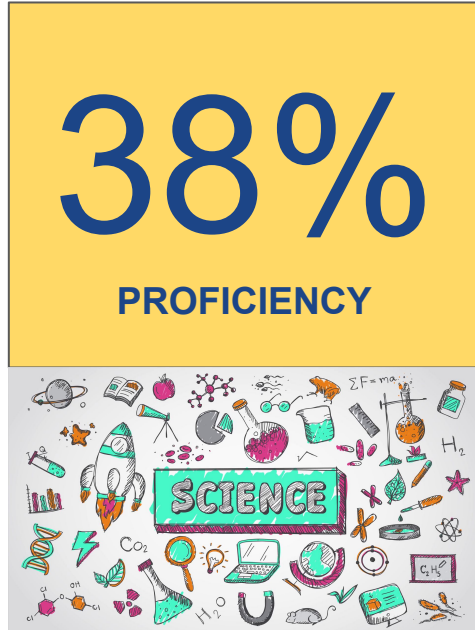
PROFICIENCY



# STATE OF THE DISTRICT 2025:ACADEMICS

## PROFICIENCY RATE SCIENCE 8 2023-24

	<u>Proficiency</u>	<u>Participation</u>
Grade 5:	26%	97%
Grade 8:	52%	96%
Total:	38%	




# STATE OF THE DISTRICT 2025:ACADEMICS

## PROFICIENCY RATE REGENTS EXAMS 2023-24

<b>ELA:</b>	<b>96%</b>
<b>Algebra I:</b>	<b>77%</b>
<b>Geometry:</b>	<b>37%</b>
<b>Algebra II:</b>	<b>70%</b>
<b>Global:</b>	<b>84%</b>
<b>American History:</b>	<b>78%</b>
<b>Earth Science:</b>	<b>63%</b>
<b>Living Environment:</b>	<b>74%</b>
<b>Chemistry:</b>	<b>55%</b>
<b>Physics:</b>	<b>47%</b>
<b>Total:</b>	<b>68%</b>

**70%**

**PROFICIENCY**



# STATE OF THE DISTRICT 2025:ACADEMICS

## GRADUATION RATE

Year	Graduation	Advanced Regents Diploma
2023-24	92%	35%
2022-23	91%	40%
2021-22	95%	51%
2020-21	88%	24%
2019-20	92%	50%
2018-19	90%	30%
2017-18	85%	35%
2016-17	98%	33%
2015-16	85%	19%
2014-15	95%	16%

92%

GRADUATION RATE



# STATE OF THE DISTRICT 2025: SIGNIFICANT BUDGET FACTORS

Where are we putting our resources?

- Master schedule
- Student opportunities
  - Athletics, clubs, field trips
- Early interventions
- Deferred Maintenance
- Technology initiatives
- Social Emotional Learning
- Mental Health
- School/Community Partnerships

**\$15.6**  
million



# STATE OF THE DISTRICT 2025: STRENGTHS

What does BVCS do well?

BY THE NUMBERS

Participation Rates

Regents scores (ELA Regents)

Graduation rate

Advanced course offerings

Extracurricular opportunities





# STATE OF THE DISTRICT 2025:POTENTIAL IMPROVEMENT

What could improve at BVCS?

3-8 ELA scores  
3-8 Math scores  
Aligning curriculum  
Increasing rigor  
Intervention strategies


Technology improvement and alignment



# STATE OF THE DISTRICT 2025: SUMMARY

What are the takeaways?

- We have targeted areas to improve.
- We are providing our student with opportunities and experiences
- We are providing our students with several extracurricular options.
- Mental Health, SEL, Safety, Support, Opportunities



**SUMMARY**





# Budget Meetings

- Remove 1/23 & 3/27 meetings from calendar

# Thank you

- Any Questions?

