
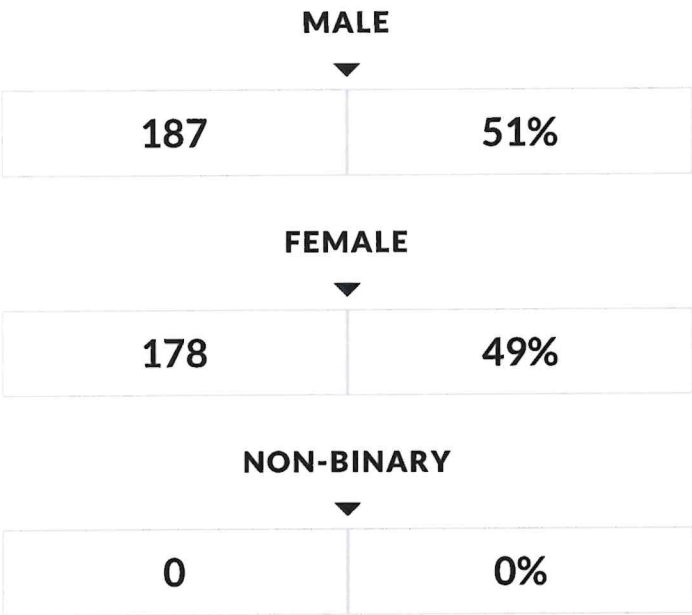


This report provides enrollment counts for schools and districts by various demographic groups for the 2023 - 24 school year. These enrollment data are collected as part of NYSED's Student Information Repository System (SIRS). These counts are as of "BEDS Day" which is typically the first Wednesday in October. For nonpublic school enrollment data please see the Non-Public School Enrollment and Staff information on our Information and Reporting Services webpage.

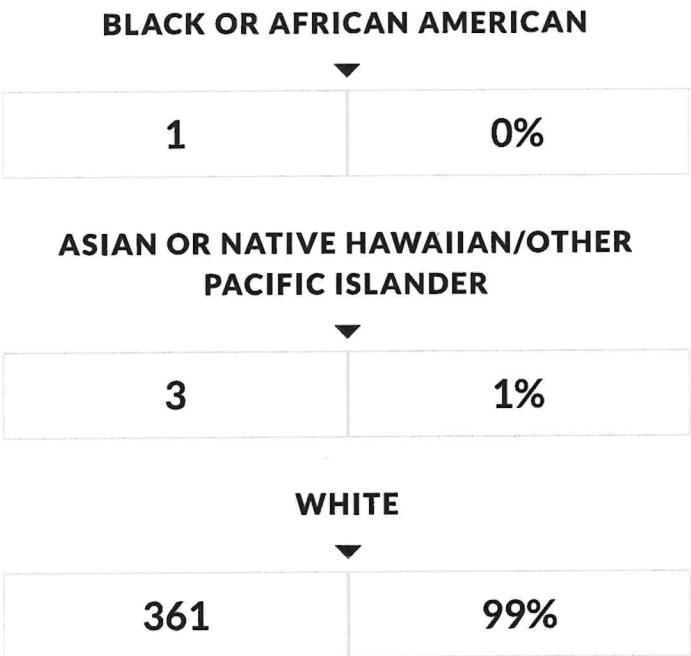
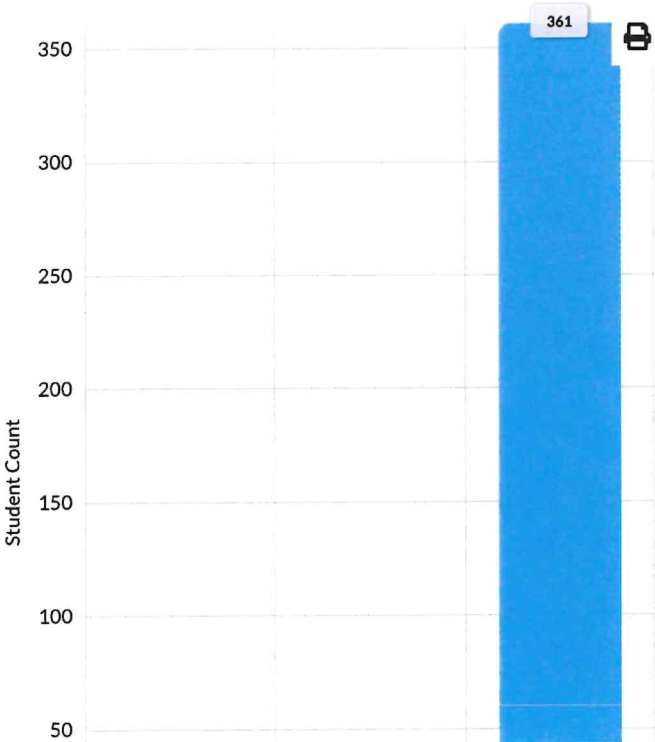
BOQUET VALLEY CSD ENROLLMENT (2023 - 24)


K-12 Enrollment: 365

ENROLLMENT BY GENDER



ENROLLMENT BY ETHNICITY





OTHER GROUPS

ENGLISH LANGUAGE LEARNERS

—	—
---	---

STUDENTS WITH DISABILITIES

70	19%
----	-----

ECONOMICALLY DISADVANTAGED

210	58%
-----	-----

MIGRANT

—	—
---	---

HOMELESS

—	—
---	---

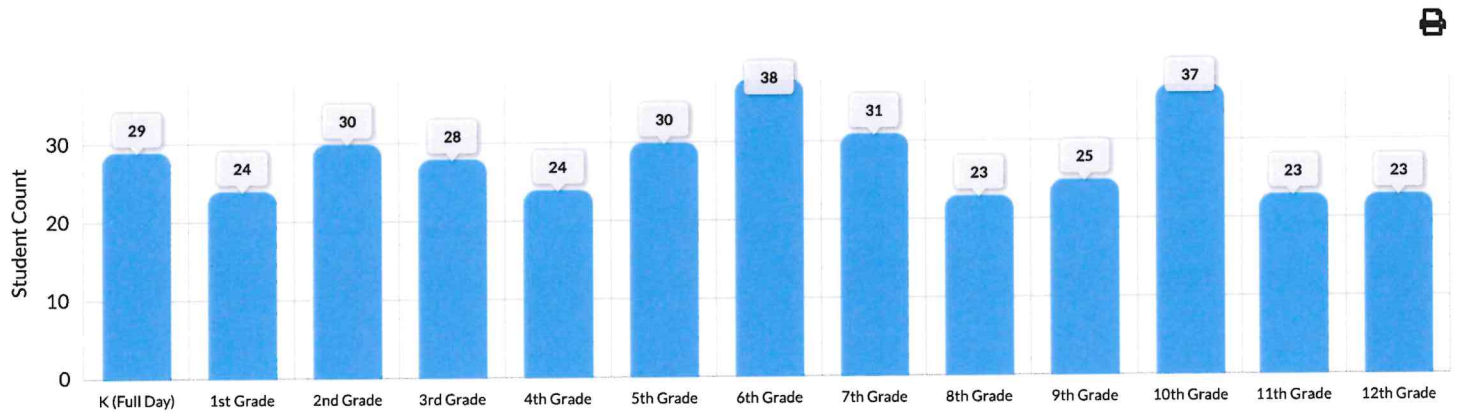
FOSTER CARE

—	—
---	---

PARENT IN ARMED FORCES

—	—
---	---

ENROLLMENT BY GRADE



K (FULL DAY)

29	7%
----	----

1ST GRADE

24	6%
----	----

2ND GRADE

30	8%
----	----

3RD GRADE

28	7%
----	----

4TH GRADE

24	6%
----	----

5TH GRADE

30	8%
----	----

6TH GRADE

38	10%
----	-----

7TH GRADE

31	8%
----	----

8TH GRADE

23	6%
----	----

9TH GRADE

25	6%
----	----

10TH GRADE

37	10%
----	-----

11TH GRADE

23	6%
----	----

12TH GRADE

—	—
---	---

23

6%

© COPYRIGHT NEW YORK STATE EDUCATION DEPARTMENT, ALL RIGHTS RESERVED.

THIS DOCUMENT WAS CREATED ON: APRIL 29, 2025, 11:43 AM EST