



Regular BOE Meeting

November, 12
2025-26

Capital Project/EPC Update



Capital Project

SED has submission. Expected SED Review is 1-2 weeks.
Preliminary approval much earlier than originally anticipated.

If we get approval in November, we can push for a February vote assuming the following:

- Completed SEQR Submissions to Regulatory Agencies and Financing schedules completed.
- MCA established and preliminary construction estimate completed
- SEQR and Bond Resolutions adopted by BOE at a Special January 2026 Meeting (posted notice 45 days prior to vote date, min).

PROPOSED ADDITION: FIRST FLOOR PLAN

OPTION 1B: SINGLE STORY

6/10/2025

EXISTING BUILDING AREA: 95,961 SF

ADDITION AREA: 22,064 SF



EXISTING BUILDING AREA: 95,961 SF

ADDITION AREA: 22,064 SF

1 PROPOSED FIRST FLOOR PLAN

SCALE: 1" = 32'-0"

BOQUET VALLEY CENTRAL SCHOOL DISTRICT
MOUNTAINVIEW CAMPUS

BCA ARCHITECTS
ENGINEERS



1 PROPOSED FIRST F
SCALE: 1" = 20'-0"



BOE email accounts



Why the Email Structure Exists

- Support transparency and equal access to information

Why It Was Implemented

- Ensures every Board member receives the **same information at the same time.**
- Supports consistent communication and accurate recordkeeping.
- Prevents selective sharing or “I am hearing...” statements without documentation.
- **Aligns with our complaint procedures and chain of command.**
- Protects the Board from being placed in inappropriate positions with community complaints.

Key Point: This structure increases transparency for the Board and for the public.

BVCSD Complaint Policy Flow Chart



Step 1: Address the complaint directly to the person whom which you have the complaint about.

If a satisfactory resolution is not reached, contact their



Step 2: immediate supervisor.
(Principal)

If a satisfactory resolution is still not reached, contact the



Step 3: Superintendent of Schools
by submitting a written letter to the District Clerk.

If a satisfactory resolution is still not reached, contact the



Step 4: Board of Education
by submitting a written letter to the District Clerk.

BOE email accounts



What Policy Requires

Policy 3230 & Organizational Chart — Complaint Chain

- Public concerns must follow a structured chain of command.
→ Routing emails through the Clerk ensures this.

Policy 1110 — Board Powers and Duties

- Individual Board members have *no* independent authority.
→ Only the *Board acting as a whole* can make decisions.

Key Point: The current system supports Board policy and lawful governance.

BOE email accounts



NYSSBA Governance Standards

NYSSBA's training materials clearly state:

- **“Individual board members do not have the authority to give directives, interview staff or take action on their own.”**
- **“... an individual member has no more authority than any other qualified voter.”**
- **The Board acts only as a corporate body, not through individual members.**

Key Point: NYSSBA reinforces that individual Board members have no independent authority over a school district

BOE email accounts



Why This Structure Continues

- Provides equal access to information for all Board members
- Promotes transparency and accountable communication
- Supports proper chain of command
- Protects against incomplete or inconsistent information
- Ensures legal compliance with recordkeeping and FOIL
- Reduces cybersecurity risks in a targeted threat environment
- Aligns fully with policy, NYSSBA standards, contracts, and NYS law

Key Statement:

This structure is not about restricting communication. It is about **ensuring fairness, transparency, and good governance for the entire Board and for our community.**



Student Update

- **Fall**
- **Festivities**
- **BMUN**
- **Youth Climate Summit 6th grade**
- **Forest Fridays**



Superintendent Report



- Grants Update
- NYS Test Results
- Facilities Project Update
- Status of Buildings and Grounds

Grants Update



- ESSA: The districts 2025-26 ESSA Consolidated Application has been approved!
- IDEA: The districts 2025-26 IDEA Application has been approved.
- UPK: The districts Universal Prekindergarten 2025-26 Application has been approved.
- ESD: Session 3 of our 5 week programming begins November 17. Options include Baking Club with CCE, celebrating recipes from different cultures and free swim in both buildings. As of October 23, we've already met 60% of our annual goal 120/22 students with 15+ hours.

NYS Test Results



2022-2023 Results	2023-2024 Results	2024-2025 Results
Grade 3 ELA Proficiency: 13/20 (65%)	Grade 3 ELA Proficiency: 9/27 (33%) Average score: 2.1	Grade 3 ELA Proficiency: 17/30 (57%) Average score: 2.6
Grade 3 Math Proficiency: 14/19 (74%)	Grade 3 Math Proficiency: 14/27 (52%) Average score: 2.6	Grade 3 Math Proficiency: 22/30 (73%) Average score: 2.8
Grade 4 ELA Proficiency: 6/34 (18%)	Grade 4 ELA Proficiency: 16/23 (70%) Average score: 2.7	Grade 4 ELA Proficiency: 10/27 (37%) Average score: 2.1
Grade 4 Math Proficiency: 9/30 (30%)	Grade 4 Math Proficiency: 16/23 (70%) Average score: 2.8	Grade 4 Math Proficiency: 10/28 (36%) Average score: 2.1
Grade 5 ELA Proficiency: 6/39 (17%)	Grade 5 ELA Proficiency: 6/31 (19%) Average score: 2.0	Grade 5 ELA Proficiency: 11/29 (38%)
Grade 5 Math Proficiency: 4/38 (11%)	Grade 5 Math Proficiency: 10/31 (32%) Average score: 1.9	Grade 5 Math Proficiency: 12/29 (41%)
N/A	Grade 5 Science Proficiency: 8/31 (26%) Average score: 2.8	Grade 5 Science Proficiency: 12/24 (50%) Average Score: 2.5
<p align="center">Overall ELA: 34% Overall Math: 36%</p>	<p align="center">Overall ELA: 40% Overall Math: 45%</p>	<p align="center">Overall ELA: 44% Overall Math: 51%</p>

2022-2023 Results	2023-2024 Results	2024-2025 Results
Grade 6 ELA Proficiency: 8/29 (28%)	Grade 6 ELA Proficiency: 10/35 (29%)	Grade 6 ELA Proficiency: 11/29 (38%)
Grade 6 Math Proficiency: 6/27 (22%)	Grade 6 Math Proficiency: 11/35 (31%)	Grade 6 Math Proficiency: 12/30 (40%)
Grade 7 ELA Proficiency: 10/23 (43%)	Grade 7 ELA Proficiency: 13/29 (45%)	Grade 7 ELA Proficiency: 20/36 (56%)
Grade 7 Math Proficiency: 6/23 (26%)	Grade 7 Math Proficiency: 12/29 (41%)	Grade 7 Math Proficiency: 16/37 (43%)
Grade 8 ELA Proficiency: 11/21 (52%)	Grade 8 ELA Proficiency: 15/23 (65%)	Grade 8 ELA Proficiency: 7/24 (29%)
Grade 8 Math Proficiency: 4/20 (20%)	Grade 8 Math Proficiency: 3/18 (17%)	Grade 8 Math Proficiency: 11/26 (42%)
N/A	Grade 8 Science Proficiency: 12/24 (50%)	Grade 8 Science Proficiency: 11/26 (42%)
Overall ELA: 41% Overall Math: 23%	Overall ELA: 46% Overall Math: 30%	Overall ELA: 41% Overall Math: 42%

2022-2023 Results	2023-2024 Results	2024-2025 Results
Grade 9 Algebra Proficiency: 14/17 (83%)	Grade 9 Algebra Proficiency: 22/29 (76%)	Grade 9 Algebra Proficiency: 11/22 (50%)
Grade 9 Earth Science Proficiency: 22/33 (67%)	Grade 9 Earth Science Proficiency: 16/24 (67%)	Grade 9 Earth and Space Science Proficiency: 14/27 (52%)
Grade 10 Geometry Proficiency: 15/20 (75%)	Grade 10 Geometry Proficiency: 5/17 (29%)	Grade 10 Geometry Proficiency: 12/16 (75%)
Grade 10 Living Environment Proficiency: 11/12 (92%)	Grade 10 Living Environment Proficiency: 28/38 (74%)	Grade 10 Biology Proficiency: 14/22 (64%)
Grade 10 Global History Proficiency: 21/23 (91%)	Grade 10 Global History Proficiency: 32/37 (86%)	Grade 10 Global History Proficiency: 18/24 (75%)
Grade 11 Algebra II Proficiency: 5/13 (38%)	Grade 11 Algebra II Proficiency: 14/21(67%)	Grade 11 Algebra II Proficiency: 6/6 (100%)
Grade 11 U.S. History Proficiency: 16/21 (76%)	Grade 11 U.S. History Proficiency: 18/22 (82%)	Grade 11 U.S. History Proficiency: 22/35 (63%)
Grade 11 ELA Proficiency: 21/25 (84%)	Grade 11 ELA Proficiency: 22/22 (100%)	Grade 11 ELA Proficiency: 26/35 (74%)
Grade 11 Chemistry Proficiency: 15/22 (68%)	Grade 11 Chemistry Proficiency: 2/7 (29%)	Grade 11 Chemistry Proficiency: 10/16 (63%)
Grade 12 Physics Proficiency: N/A	Grade 12 Physics Proficiency: 9/19 (47%)	Grade 12 Physics Proficiency: 1/1 (100%)



Assessment Proficiency Trend Dashboard

NYS 3-8 Assessments (7 Years)

Reset Filters

BOCES All	District Name All	School Name All	Test Platform All	Subject ELA	Assessment All	Class Of All	Teacher(s) All	%Prof
--------------	----------------------	--------------------	----------------------	----------------	-------------------	-----------------	-------------------	-------

Subject	Assessment	2021	2022	2023	2024	2025	Grand Total
ELA	Grade 3 ELA	70.27%	68.97%	63.64%	35.71%	56.67%	59.59%
	Grade 4 ELA	46.43%	28.57%	21.43%	60.87%	37.04%	37.59%
	Grade 5 ELA	62.96%	20.59%	16.67%	22.58%	54.17%	32.89%
	Grade 6 ELA	72.73%	44.00%	27.59%	29.73%	37.93%	40.14%
	Grade 7 ELA	39.13%	56.52%	43.48%	44.83%	54.05%	48.15%
	Grade 8 ELA	61.11%	40.00%	52.38%	62.50%	29.17%	48.60%
Grand Total		59.35%	41.57%	34.59%	40.70%	45.61%	44.23%

Sub-Group Filters	
Gender	All
Hispanic	All
Race	All
SWD	All
Economically Disadvantaged	All
ELL/MLL	All
Migrant	All
Section 504 Plan	All

Top Performing NYS Assessment by School Year
Subject:ELA

2025	Grade 3 ELA	56.67%
2024	Grade 8 ELA	62.50%
2023	Grade 3 ELA	63.64%
2022	Grade 3 ELA	68.97%
2021	Grade 6 ELA	72.73%

Proficiency % Difference from First Year (2021)



Proficiency % Difference from Previous Year



Workbook: NYS 3-8 Assessment Reports
Date Source: L1_AssessmentFactV2

Northeastern Regional Information Center



Today's Date: 11/10/2025
Data Refreshed: 11/10/2025 5:46:42 AM

Please contact NERIC testing @ (518)-862-5314 or email Tableau@neric.org for questions or concerns



Assessment Proficiency Trend Dashboard

NYS 3-8 Assessments (7 Years)

Reset Filters

BOCES
All

District Name
All

School Name
All

Test Platform
All

Subject
Mathematics

Assessment
All

Class Of
All

Teacher(s)
All

%Prof

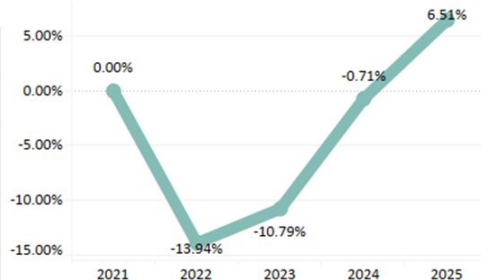
Subject	Assessment	2021	2022	2023	2024	2025	Grand Total
Mathematics	Grade 3 Math	38.46%	62.50%	66.67%	50.00%	73.33%	56.67%
	Grade 4 Math	33.33%	17.95%	28.57%	56.52%	35.71%	32.39%
	Grade 5 Math	22.73%	2.86%	11.43%	29.03%	29.17%	17.69%
	Grade 6 Math	70.00%	26.09%	22.22%	30.56%	41.38%	36.30%
	Grade 7 Math	33.33%	20.83%	26.09%	41.38%	42.11%	34.07%
	Grade 8 Math	25.00%	11.76%	20.00%	15.79%	42.31%	24.44%
Grand Total		38.06%	24.12%	27.27%	37.35%	44.57%	34.29%

Sub-Group Filters	
Gender	All
Hispanic	All
Race	All
SWD	All
Economically Disadvantaged	All
ELL/MLL	All
Migrant	All
Section 504 Plan	All

Top Performing NYS Assessment by School Year
Subject: Mathematics

2025	Grade 3 Math	73.33%
2024	Grade 4 Math	56.52%
2023	Grade 3 Math	66.67%
2022	Grade 3 Math	62.50%
2021	Grade 6 Math	70.00%

Proficiency % Difference from First Year (2021)



Proficiency % Difference from Previous Year



Workbook: NYS 3-8 Assessment Reports
Date Source: L1_AssessmentFactV2

Northeastern Regional Information Center



Today's Date: 11/10/2025
Data Refreshed: 11/10/2025 5:46:42 AM

Please contact NERIC testing @ (518)-862-5314 or email Tableau@neric.org for questions or concerns



Assessment Proficiency Trend Dashboard

NYS 3-8 Assessments (7 Years)

Reset Filters

BOCES All	District Name All	School Name All	Test Platform All	Subject Science	Assessment All	Class Of All	Teacher(s) All	%Prof
--------------	----------------------	--------------------	----------------------	--------------------	-------------------	-----------------	-------------------	-------

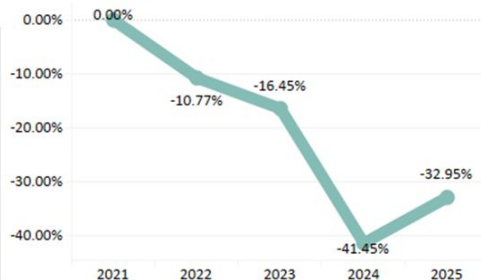
Subject	Assessment	2021	2022	2023	2024	2025	Grand Total
Science	Grade 4 Sci: Scale	93.10%	88.24%				90.48%
	Grade 5 Science				25.81%	50.00%	36.36%
	Grade 8 Sci: Scale	33.33%	46.88%	62.50%			50.77%
	Grade 8 Science				52.00%	42.31%	47.06%
Grand Total		78.95%	68.18%	62.50%	37.50%	46.00%	57.26%

Sub-Group Filters	
Gender	All
Hispanic	All
Race	All
SWD	All
Economically Disadvantaged	All
ELL/MLL	All
Migrant	All
Section 504 Plan	All

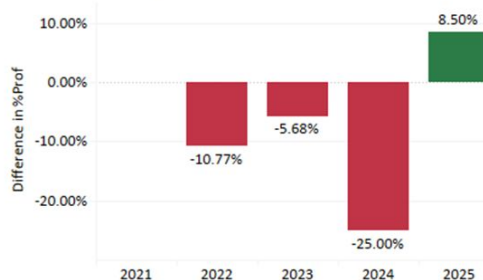
Top Performing NYS Assessment by School Year
Subject: Science

2025	Grade 5 Science	50.00%
2024	Grade 8 Science	52.00%
2023	Grade 8 Sci: Scale	62.50%
2022	Grade 4 Sci: Scale	88.24%
2021	Grade 4 Sci: Scale	93.10%

Proficiency % Difference from First Year (2021)



Proficiency % Difference from Previous Year



Workbook: NYS 3-8 Assessment Reports
Date Source: L1_AssessmentFactV2

Northeastern Regional Information Center



Today's Date: 11/10/2025
Data Refreshed: 11/10/2025 5:46:42 AM

Please contact NERIC testing @ (518)-862-5314 or email Tableau@neric.org for questions or concerns

Status of Buildings and Grounds



Mountain View Campus:

- Replacing carpet
- Boilers/Fire Control systems
- Bus Garage roof repairs

Lake View Campus:

- Heat regulation
- Steps and sidewalks
- Sewer pumps

Thank you

- Next Meeting
- Any Questions?



